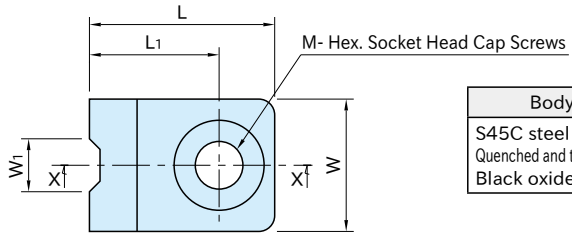
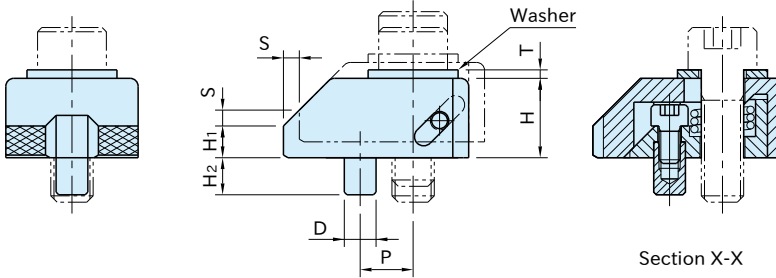


# CP106

# TOE CLAMPS



<b>Body</b>
S45C steel
Quenched and tempered
Black oxide finish

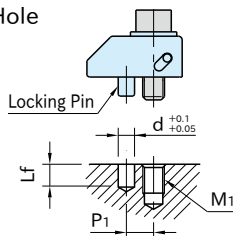


Section X-X

Part Number	S	W	W <sub>1</sub>	H <sub>1</sub>	L <sub>1</sub>	P	D (h7)	H <sub>2</sub>	M	L	H	T	Clamping Force(kN)	Allowable Screw Torque(N·m)	Weight (g)
CP106-08015	3	25	10	6	24.5	10	6	7	M 8	35	15	1.6	5.6	20	100
CP106-10019	4	30	11	8	29	12		7	M10	43	19	2	6.8	40	185
CP106-12023	5	35	12	9	37	16	10	10	M12	54	23	2.3	16	70	320
CP106-16025	6	40	14	10	45	20			M16	65	25	3.2	22	110	520

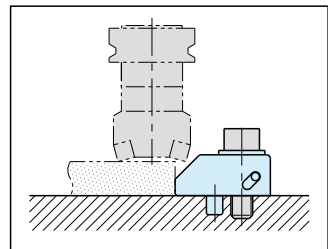
## How To Use

### Mounting-Hole Dimension



Part Number	M <sub>1</sub>	d	L <sub>f</sub>	P <sub>1</sub>
CP106-08015	M 8	6	8	10
CP106-10019	M10		12	
CP106-12023	M12	8	11	16
CP106-16025	M16	10		20

Drill a tapped hole and a pin hole as specified on the above.



### Supplied With

One flat washer